

Product Catalogue

Catálogo de productos

Catalogo prodotti

Catálogo de produtos

STEEL WIRE CABLE TRAY

The UK's largest manufacturer of steel wire cable tray





Fabrication guide

Guía de fabricación | Guida fabbricazione | Guia de fabrico

Introduction

Introducción | Introduzione | Introdução



Fabrication Guide

The following section is intended as a guide to fabricating Steel Wire Cable Tray fittings on site. A wide range of fittings is available to join and support the Steel Wire Cable Tray.

Guía de fabricación

La siguiente sección se ofrece como guía de fabricación in situ de accesorios de fijación para soportes de acero para cables. Existe una amplia gama de accesorios de fijación para el acoplamiento y la sujeción de estos soportes.

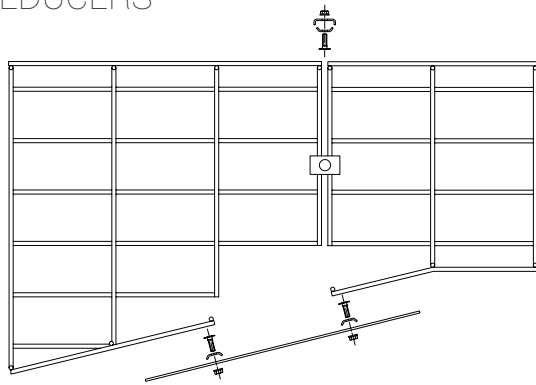
Guida alla modifica delle canaline per installazioni specifiche

Questa sezione vuole essere una guida alla modifica delle canaline presso il cantiere al fine di realizzare installazioni con caratteristiche specifiche. È disponibile un'ampia gamma di raccordi e giunzioni per unire e sostenere le canaline portacavi in filo d'acciaio.

Guia de fabrico

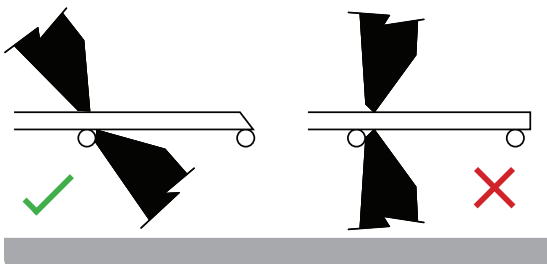
A seguinte secção serve de guia relativamente ao fabrico de acessórios para o suporte para cabos de aço in loco. Está disponível uma vasta gama de acessórios para juntar e apoiar o suporte para cabos de aço.

REDUCERS



Example : MC55300 - MC55200
MCCA x 3 / MCCB x 2 + MCSP x 50mm

wire cutting directions



TYPICAL FABRICATOR COMPONENTS

MCCB400		x2
MCCB400		x2
MCCB400		x1

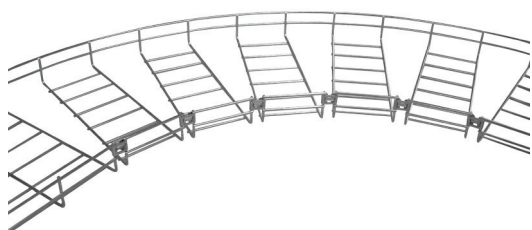
ALL BENDS EASILY FABRICATED ON SITE

Large radius bend

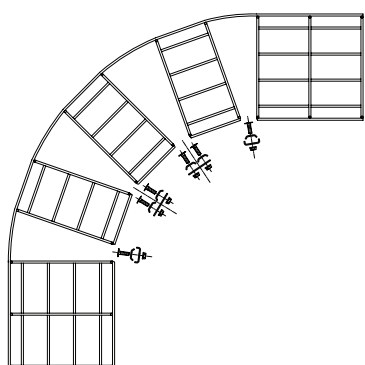
Codo de gran radio | Curva ad ampio raggio | Raio de curvatura grande

large radius bend












quick-fit assembly guide



↔	100mm	150mm	200mm	300mm	400mm	450mm	500mm	600mm
RS	2	3	4	6	8	9	10	12
MCQLS	2	3	4					
MCQLL				6	8	9	10	12



MC55200, MCCA x2, MCCB x2, MSCP x 50mm x1

↔	⚙	MCCB	MCCA	RS
50	MCCB x4	 x4		2
100	MCCB x3 MSCP x50mm x1	 x3		3
150	MCCB x4 MSCP x50mm x1	 x4		4
200	MCCA x2 MCCB x2 MSCP x50mm x1	 x2	 x2	4
300	MCCA x4 MCCB x2 MSCP x50mm x1	 x2	 x4	6
400 450	MCCA x6 MCCB x2 MSCP x 50mm x1	 x2	 x6	8
500	MCCA x9		 x8	9
600	MCCA x11		 x11	11



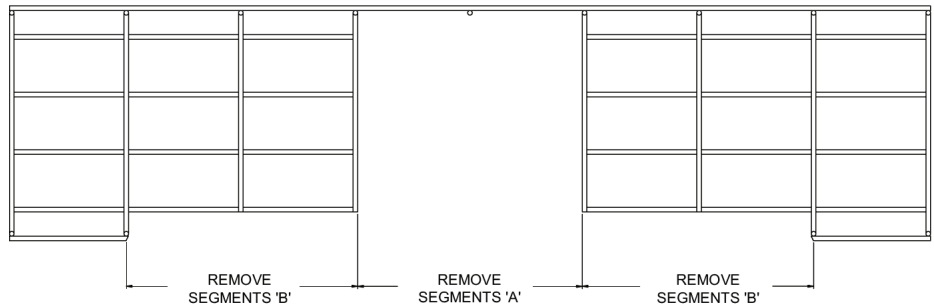

Fabrication guide










Guía de fabricación | Guida fabbricazione | Guia de fabrico

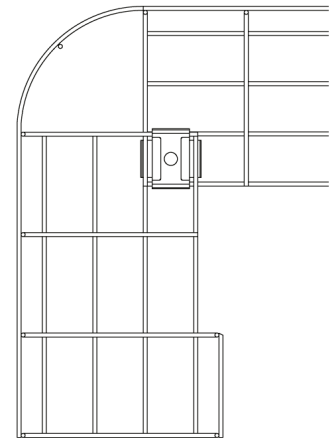
Small angle bend

Codo de pequeño ángulo | Curva ad angolo stretto | Curva de ângulo pequeno

small angle bend quick-fit assembly guide



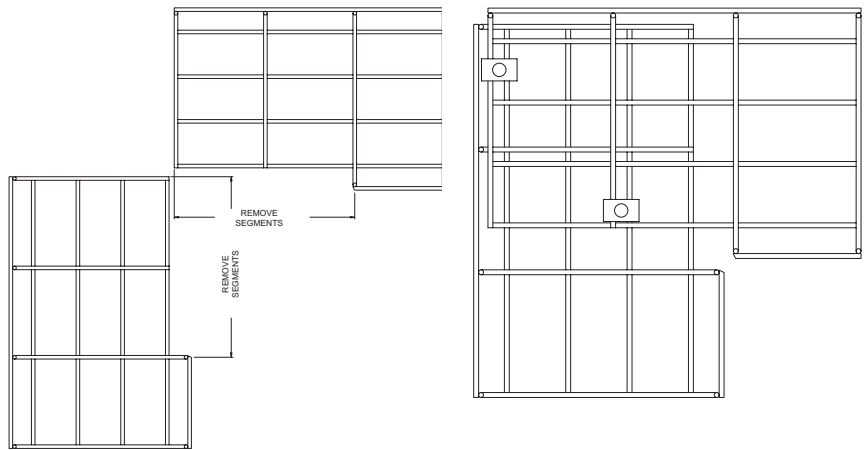

	FT	MCCB	MCCA	RS A	RS B
50	MCCA		 x1	1	-
100	MCCA		 x1	1	1
150	MCCL x 2 MCM620NW x 1	 x1		1	2
200	MCCL x 2 MCM620NW x 1	 x1		1	2
300	MCCL x 2 MCM620NW x 1	 x1		2	2
400	MCCL x 2 MCM620NW x 1	 x1		2	4
450	MCCL x 2 MCM620NW x 1	 x1		2	4
500	MCCA x 9	 x1		2	5
600	MCCA x 11	 x1		2	6



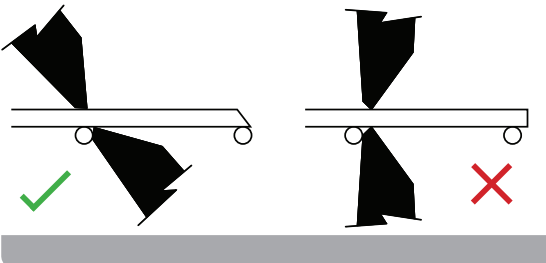
Right angle bend

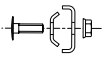
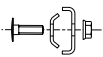
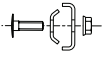
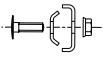
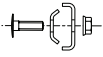
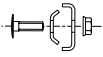
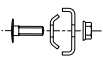
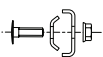
Codo de ángulo recto | Curva ad angulo retto | Curva de ângulo reto

right angle bend quick-fit assembly guide



wire cutting directions



↔	FT	MCCA	RS
100	MCCA	 x2	1
150	MCCA	 x2	1
200	MCCA	 x2	1
300	MCCA	 x2	2
400	MCCA	 x2	2
450	MCCA	 x2	2
500	MCCA	 x2	2
600	MCCA	 x2	2



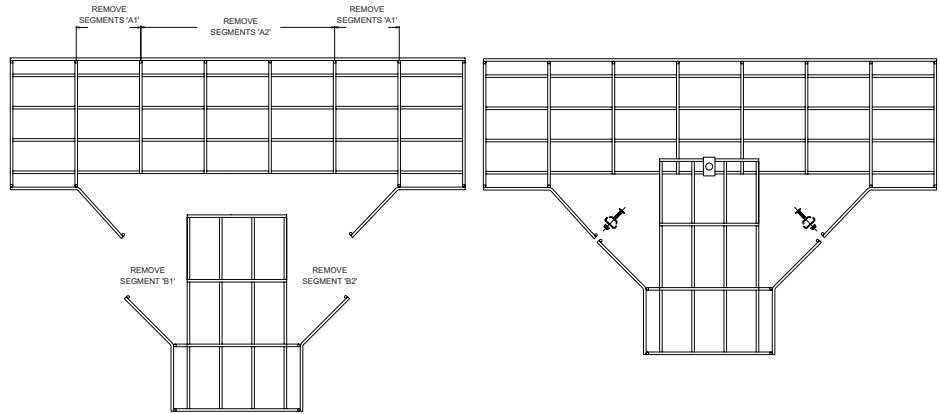

Fabrication guide

Guía de fabricación | Guida fabbricazione | Guia de fabrico

Radius tee & crossovers

Radio en t y cruzados | Giunzioni e incroci a T con raggiatura | Raio T e intersecções

radius tee & crossovers quick-fit assembly guide



↔	⚙️	MCCB		MCCA		RS		RS	
						A1	A2	B1	B2
100	MCCA				x3			1	1
150	MCCA MCCB x 2 MCSP x 50mm		x2		x1	3	2	1	1
200	MCCA				x3	3	2	1	1
300	MCCA				x4	4	2	1	1
400	MCCA				x4	5	2	1	1
450	MCCA				x4	5	2	1	1
500	MCCA MCCB x 2 MCSP x 50mm		x2		x2	6	2	1	1
600	MCCA MCCB x 2 MCSP x 50mm		x2		x2	6	2	1	1


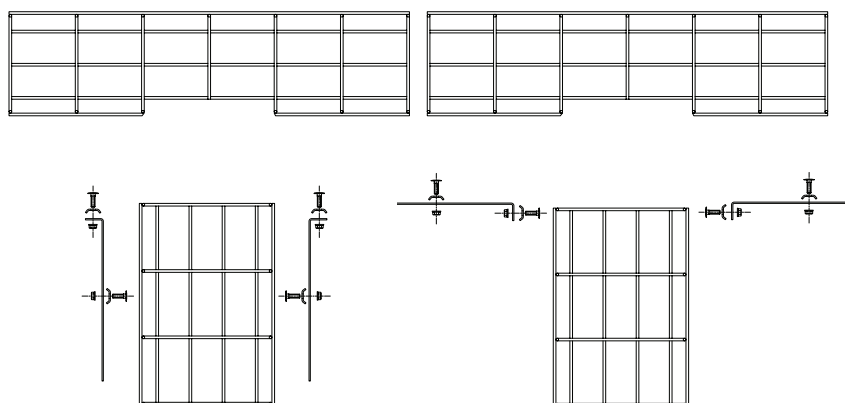
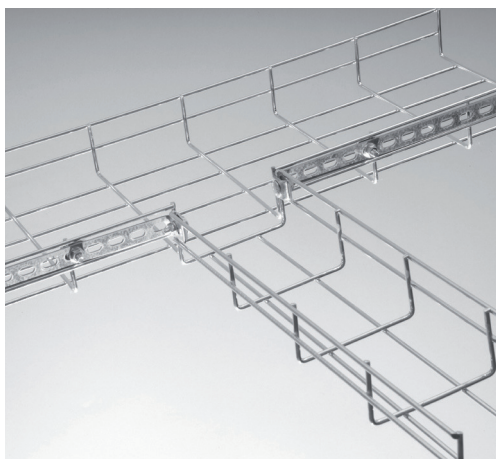
Right angle tee junction & crossovers

Empalmes en t y
cruzados de ángulo recto

Giunzioni e incroci a
T ad angolo retto

Junção em T de ângulo
reto e intersecções

junction & crossover quick-fit assembly guide



MCSP90

	↔	⚙	MCCB	MCCA	RS
100		MCCB MCSB90	x4	x2	1
150		MCCB MCSB90	x4	x2	1
200		MCCB MCSB90	x4	x2	2
300		MCCB MCSB90	x4	x2	2
400		MCCB MCSB90	x4	x2	3
450		MCCB MCSB90	x4	x2	4
500		MCCB MCSB90	x4	x2	5
600		MCCB MCSB90	x4	x2	6



Recommendations

Recomendaciones | Raccomandazioni | Recomendações

Fast-fix wall support brackets

Abrazaderas de soporte de pared de sujeción rápida | Staffa di supporto a parete 'Fast Fix' | Suportes de apoio para parede Fast Fix

Wall Support Bracket

REF	↕ / ↔	FFWB	CB	WFB	MCAMP	MCB35
MC3050	30 x 50		MCCB100*	MCWB50		①
MC30100	30 x 100	MCWFB100	MCCB100	MCWB100 / MCCSB100		
MC30150	30 x 150	MCWFB150	MCCB150	MCWB150 / MCCSB150		
MC30200	30 x 200	MCWFB200	MCCB200	MCWB200 / MCCSB200		
MC30300	30 x 300	MCWFB300	MCCB300	MCWB300 / MCCSB300		
MC30400	30 x 400	MCWFB400	MCCB400	MCWB400 / MCCSB400		
MC30450	30 x 450	MCWFB450		MCWB450 / MCCSB450		
MC30500	30 x 500			MCWB500 / MCCSB500		
MC5550	55 x 50		MCCB100*	MCWB50	①	①
MC55100	55 x 100	MCWFB100	MCCB100	MCWB100 / MCCSB100		
MC55150	55 x 150	MCWFB150	MCCB150	MCWB150 / MCCSB150		
MC55200	55 x 200	MCWFB200	MCCB200	MCWB200 / MCCSB200		
MC55300	55 x 300	MCWFB300	MCCB300	MCWB300 / MCCSB300		
MC55400	55 x 400	MCWFB400	MCCB400	MCWB400 / MCCSB400		
MC55450	55 x 450	MCWFB450		MCWB450 / MCCSB450		
MC55500	55 x 500			MCWB500 / MCCSB500		
MC55600	55 x 600			MCWB600 / MCCSB600		
MC106100	106 x 100	MCWFB100	MCCB100*	MCWB100 / MCCSB100		
MC106150	106 x 150	MCWFB150	MCCB100	MCWB150 / MCCSB150		
MC106200	106 x 200	MCWFB200	MCCB150	MCWB200 / MCCSB200		
MC106300	106 x 300	MCWFB300	MCCB200	MCWB300 / MCCSB300		
MC106400	106 x 400	MCWFB400	MCCB300	MCWB400 / MCCSB400		
MC106450	106 x 450	MCWFB450	MCCB400	MCWB450 / MCCSB450		
MC106500	106 x 500			MCWB500 / MCCSB500		
MC106600	106 x 600			MCWB600 / MCCSB600		

Suspension brackets

Soportes de suspensión | Staffe di sospensione | Suportes de suspensão

Suspension Bracket							
REF	↕ / ↔	SC	MCSB68 MCSB1012	MCSH	MCSB50	MCSB100	MCSB150
MC3050	30 x 50		2		1		
MC30100	30 x 100	MCCB100	2	1		1	
MC30150	30 x 150	MCCB150	2	1			
MC30200	30 x 200	MCCB200	2	1			1
MC30300	30 x 300	MCCB300					
MC30400	30 x 400	MCCB400					
MC30450	30 x 450	MCCB450					
MC30500	30 x 500	MCCB500					
MC5550	55 x 50		2		1		
MC55100	55 x 100	MCCB100	2	1		1	
MC55150	55 x 150	MCCB150	2	1			1
MC55200	55 x 200	MCCB200	2	1			
MC55300	55 x 300	MCCB300					
MC55400	55 x 400	MCCB400					
MC55450	55 x 450	MCCB450					
MC55500	55 x 500	MCCB500					
MC55600	55 x 600	MCCB600					
MC106100	106 x 100	MCCB100	2	1			
MC106150	106 x 150	MCCB150	2	1			
MC106200	106 x 200	MCCB200					
MC106300	106 x 300	MCCB300					
MC106400	106 x 400	MCCB400					
MC106450	106 x 450	MCCB450					
MC106500	106 x 500	MCCB500					
MC106600	106 x 600	MCCB600					



Recommendations

Recomendaciones | Raccomandazioni | Recomendações

Couplers


Acopladores | Giunti | Acopladores

Couplers									
REF	MCQC		MCCA		MCSSC	MCSSCL	MFJC	MCFJCM	MCFJCL
	S	B	S	B	S	S	S	S	S
MC3050	2		2						
MC30100	2		2	1					
MC30150	2		2	1					
MC30200	2	1	2	1					
MC30300	2	1	2	2					
MC30400	2	2	2	2					
MC30450	2	2	2	2					
MC30500	2	2	2	2					
MC5550	2		2	2	2		2		
MC55100	2		2	2	2		2		
MC55150	2	1	2	2	2		2		
MC55200	2	1	2	2	2		2		
MC55300	2	1	2	2		2		2	
MC55400	2	2	2	2		2			2
MC55450	2	2	2	2		2			2
MC55500	2	2	2	2		2			2
MC55600	2	3	2	2		2			2
MC106100	2	1	2	2		2		2	
MC106150	2	1	2	2		2		2	
MC106200	2	1	2	2		2			2
MC106300	2	2	2	2		2			2
MC106400	2	3	2	2		2			2
MC106450	2	3	2	2		2			2
MC106500	2	3	2	2		2			2
MC106600	2	3	2	2		2			2

S Lado | Lato | Lado B Base | Base | Base | Base

Cable capacities

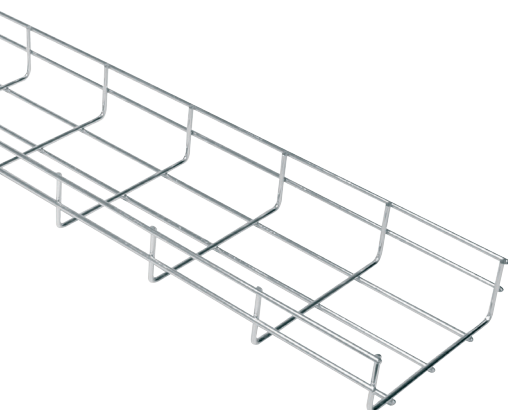
Capacidades de cableado | Capacità cavi | Capacidades do cabo



Approximate Cable Capacities using 50% fill ratio

MC30


MC30			Approximate Cable Capacities using 50% fill ratio		
SWCT	TFA (mm ²)	NEC 50% : AFA (mm ²)	CAT 5e 4-pr UTP (4.9mm diam)	CAT 6 4pr UTP (6.5mm diam)	CAT 6a 4-pr UTP (8.9mm diam)
MC3050	1400	700	37	21	11
MC30100	2800	1400	74	42	23
MC30150	4200	2100	111	63	34
MC30200	5600	2800	148	84	45
MC30300	8400	4200	223	127	68



Approximate Cable Capacities using 50% fill ratio

MC55

MC55			Approximate Cable Capacities using 50% fill ratio		
SWCT	TFA (mm ²)	NEC 50% rule: AFA (mm ²)	CAT 5e 4-pr UTP (4.9mm diam)	CAT 6 4pr UTP (6.5mm diam)	CAT 6a 4-pr UTP (8.9mm diam)
MC5550	2600	1300	69	39	21
MC55100	5200	2600	138	78	42
MC55150	7800	3900	207	118	63
MC55200	10400	5200	276	157	84
MC55300	15600	7800	414	235	125
MC55400	20800	10400	552	313	167
MC55450	23400	11700	620	353	188
MC55500	26000	13000	689	392	209
MC55600	31200	15599.95	827	470	251



Approximate Cable Capacities using 50% fill ratio

MC106

MC106			Approximate Cable Capacities using 50% fill ratio		
SWCT	TFA (mm ²)	NEC 50% rule: AFA (mm ²)	CAT 5e 4-pr UTP (4.9mm diam)	CAT 6 4pr UTP (6.5mm diam)	CAT 6a 4-pr UTP (8.9mm diam)
MC106100	10303	5152	273	155	83
MC106150	15452	7726	410	233	124
MC106200	20600	10300	546	310	166
MC106300	30903	15452	819	466	248
MC106400	41200	20600	1092	621	331
MC106450	46348	23174	1229	698	373
MC106500	51503	15752	1366	776	414
MC106600	617800	30900	1639	931	497